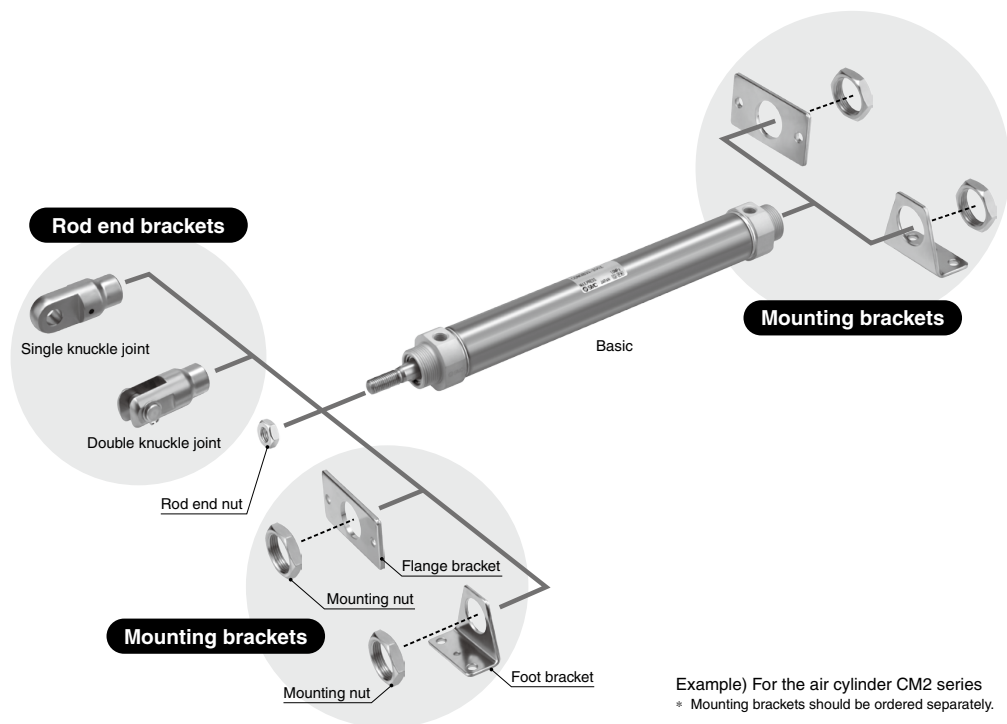


Material Stainless Steel

Foot Bracket, Flange Bracket, Single Knuckle Joint, Double Knuckle Joint CJ2, CM2, CG1, CQ2 Series



■ External dimensions and mounting dimensions are interchangeable*1 with the standard type. Post-mounting is possible.

*1 Excludes the foot bracket and flange bracket of the CG1 series


Bracket Applicable Cylinders

Series	Bore size [mm]	Foot bracket	Flange bracket	Single knuckle joint	Double knuckle joint	Mounting nut	Rod end nut
CJ2	10, 16	●	●	●	●	●	●
CM2	20, 25, 32, 40	●	●	●	●	●	●
CG1	20, 25, 32, 40, 50, 63, 80, 100	●	●	●	●	—	●
CQ2	20, 25, 32, 40, 50, 63, 80, 100	—	—	●	●	—	●

Mounting Bracket/Rod End Bracket Part Nos.


* Brackets should be ordered separately from cylinders.

CJ2 Series




	Bore size [mm]	Foot bracket	Flange bracket	Single knuckle joint	Double knuckle joint	Mounting nut	Rod end nut
		10	—	—	I-J010SUS	Y-J010SUS	—
	16	CJ-L016SUS	CJ-F016SUS	I-J016SUS	Y-J016SUS	SNJ-016SUS	NTJ-015SUS
Contents		Foot bracket: 1 pc.	Flange bracket: 1 pc.	Single knuckle joint: 1 pc.	Double knuckle joint: 1 pc. Knuckle pin: 1 pc. Retaining ring: 2 pcs.	Mounting nut: 1 pc.	Rod end nut: 1 pc.
Minimum order quantity		1	1	1	1	1	1

CM2 Series




	Bore size [mm]	Foot bracket	Flange bracket	Single knuckle joint	Double knuckle joint	Mounting nut	Rod end nut
		20	CM-L020BSUS	CM-F020BSUS	I-020BSUS	Y-020BSUS	SN-020BSUS
	25, 32	CM-L032BSUS	CM-F032BSUS	I-032BSUS	Y-032BSUS	SN-032BSUS	NT-03SUS
	40	CM-L040BSUS	CM-F040BSUS	I-040BSUS	Y-040BSUS	SN-040BSUS	NT-04SUS
Contents		Foot bracket: 1 pc.	Flange bracket: 1 pc.	Single knuckle joint: 1 pc.	Double knuckle joint: 1 pc. Knuckle pin: 1 pc. Retaining ring: 2 pcs. (Split pins for ø40)	Mounting nut: 1 pc.	Rod end nut: 1 pc.
Minimum order quantity		1	1	1	1	1	1

CG1 Series



	Bore size [mm]	Foot bracket	Flange bracket	Single knuckle joint	Double knuckle joint	Rod end nut
		20	—	—	I-G02SUS	Y-G02SUS
	25	—	—	I-G03SUS	Y-G03SUS	NT-03SUS
	32	CG-L032SUS	CG-F032SUS			
	40	CG-L040SUS	CG-F040SUS	I-G04SUS	Y-G04SUS	NT-G04SUS
	50	CG-L050SUS	CG-F050SUS	I-G05SUS	Y-G05SUS	NT-05SUS
	63	CG-L063SUS	CG-F063SUS			
	80	CG-L080SUS	CG-F080SUS	I-G08SUS	Y-G08SUS	NT-08SUS
	100	CG-L100SUS	CG-F100SUS	I-G10SUS	Y-G10SUS	NT-10SUS
Contents		Foot bracket: 2 pcs. Mounting bolt: 4 pcs.	Flange bracket: 1 pc. Mounting bolt: 4 pcs.	Single knuckle joint: 1 pc.	Double knuckle joint: 1 pc. Knuckle pin: 1 pc. Retaining ring: 2 pcs.	Rod end nut: 1 pc.
Minimum order quantity		2	1	1	1	1

CQ2 Series



	Bore size [mm]	Foot bracket	Flange bracket	Single knuckle joint	Double knuckle joint	Rod end nut
		20	—	—	I-G02SUS	Y-G02SUS
	25	I-G03SUS			Y-G03SUS	NT-03SUS
	32	I-G04SUS			Y-G04SUS	NT-G04SUS
	40					
	50	I-G05SUS			Y-G05SUS	NT-05SUS
	63					
	80	I-G08SUS			Y-G08SUS	NT-08SUS
	100	I-G10SUS			Y-G10SUS	NT-10SUS
Contents		—	—	Single knuckle joint: 1 pc.	Double knuckle joint: 1 pc. Knuckle pin: 1 pc. Retaining ring: 2 pcs.	Rod end nut: 1 pc.
Minimum order quantity		—	—	1	1	1

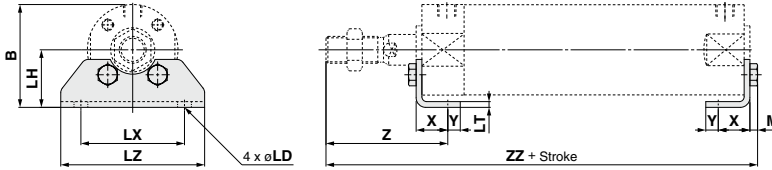
Dimensions

CJ2, CM2, CQ2 series: Same as standard*¹

- *1 The dimensions of the series shown above are the same as those of the standard type. For details, refer to the **Web Catalog**.
- * Refer to the following for the foot bracket and flange bracket of the CG1 series.

CG1 Series

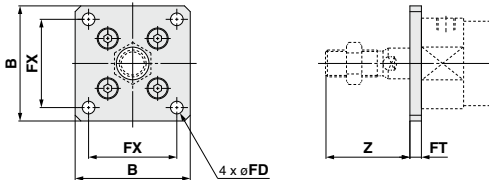
Foot bracket



Bore size	B	LD	LH	LT	LX	LZ	M	X	Y	Z	ZZ
32	44	7.2	[25]	[3]	[44]	60	[3.5]	[16]	6	[53]	[117.5 (125.5)]
40	53.5	7.2	[30]	[3]	[54]	75	[4]	[16.5]	6.5	[63.5]	[135 (144)]
50	69	[10]	[40]	4	[66]	90	5.5	21.5	11.5	[75.5]	[157.5 (169.5)]
63	81	[12]	[45]	4	[82]	110	7	21.5	11.5	[75.5]	159 (171)
80	99.5	12	[55]	4	[100]	130	7	28	17	[95]	190 (204)
100	125	[14]	[70]	[6]	[120]	160	8	[30]	15	[95]	193 (207)

- * [] : Same as the standard type
- () : Denotes the dimensions for long strokes

Flange bracket



Bore size	B	FD	FT	FX	Z
32	50	[6.6]	6	[38]	34
40	60	[6.6]	6	[46]	44
50	75	[9]	[9]	[58]	[49]
63	90	[11]	[9]	[70]	[49]
80	100	[11]	9	[82]	62
100	125	[14]	10	[100]	61

- * [] : Same as the standard type

Made to Order: Common Specifications

■Made of stainless steel: XC6

The piston rod and rod end nut have been changed to the stainless steel specification.

CM2 - XC6

CG1 - XC6

CQ2 - XC6

■External stainless steel cylinder: XB12

External parts have been changed to the stainless steel specification.

CM2 - XB12

- * Refer to the **Web Catalog** for details on the stainless steel (XC6) and external stainless steel cylinder (XB12) specifications.